

D:O NAVI

DIO Digital Implant

Clinic

More **competitive**

Patient

More **convenient**

Predictable treatment outcomes

Precise diagnostics through digital imaging equipment and virtual procedures allow possibility of predicting treatment outcomes.

Lesser prosthetics stress through a Top-down approach

Top-Down approach takes into consideration occlusion and stress to design prosthetics and plan implant positioning to mitigate prosthetics stress and improve long-term prognosis.

Diverse treatment options

Treatments such as sinus lift, immediate loading after extraction, and edentulous are cases made possible.

Reduced surgery time

Surgery time is reduced by omitting flap surgery and implant placement planning.

Less painful surgery

Less water, Less noise, Less incision, Less heating.

Minimal incision for minimal pain

Less pain through minimal incision and quicker recovery from minimal bleeding and bloating.

Patients with systematic conditions are also eligible

Patients with systematic conditions can also receive treatment due to minimal incisions and minimal bleeding.

Quick recovery to everyday life

Immediate prosthesis loading is possible in select cases and patients are able to go back to their everyday lives.





How the DIO NAVI
Digital Implant is
different?



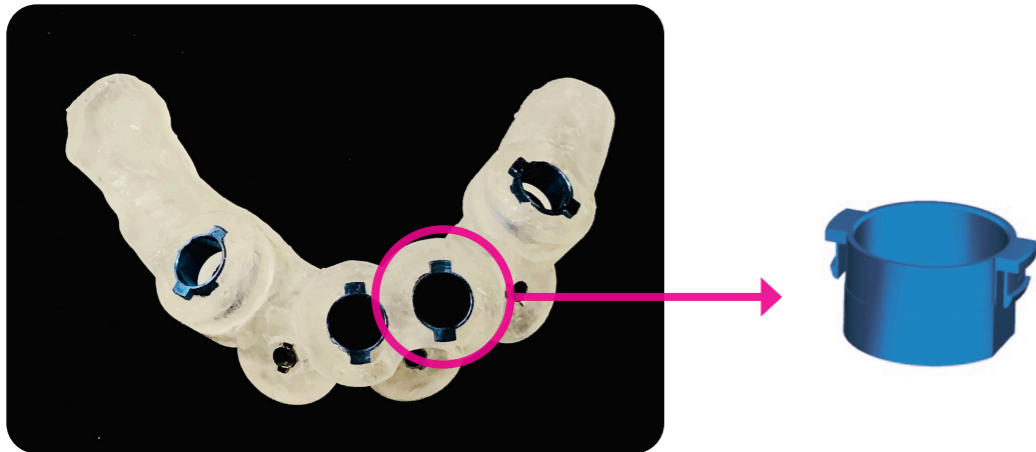
The DIO NAVI
Digital Implant is
safer!



DIO NAVI is safer

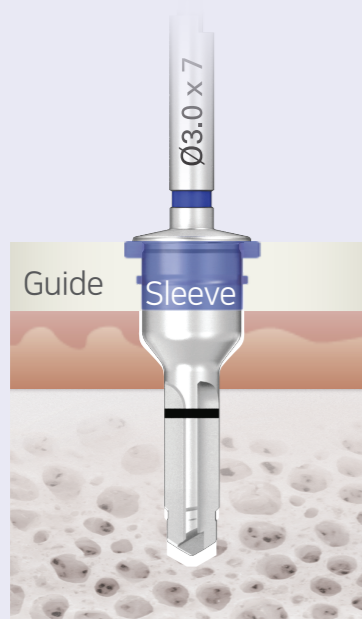
The guide does not chip off while drilling.

- The **metal sleeve** is embedded and therefore the guide does not chip off.



Advantages of the metal sleeve

The guide does not chip off.



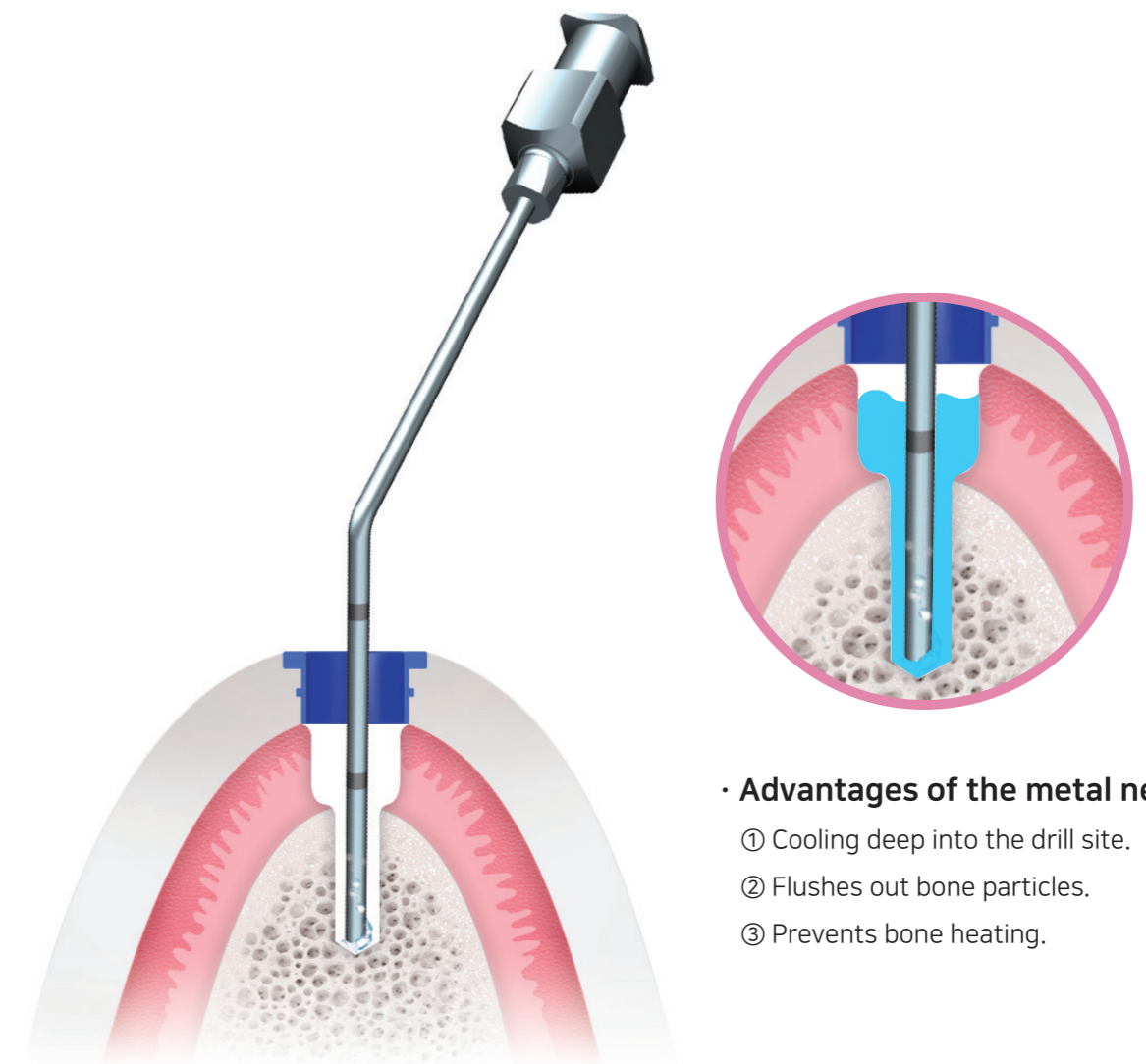
- The conventional guide will chip off and make resin dust. (Resin dust adversely affects the surgery area.)



DIO NAVI is safer

DIO NAVI prevents bone heating.

- The **metal needle** allows bone cooling as it reaches deep into the bone cavity.



Advantages of the metal needle

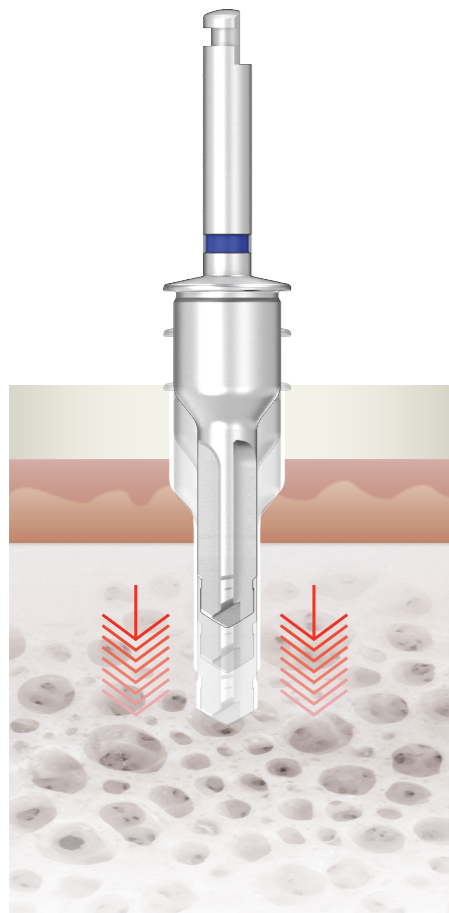
- ① Cooling deep into the drill site.
- ② Flushes out bone particles.
- ③ Prevents bone heating.



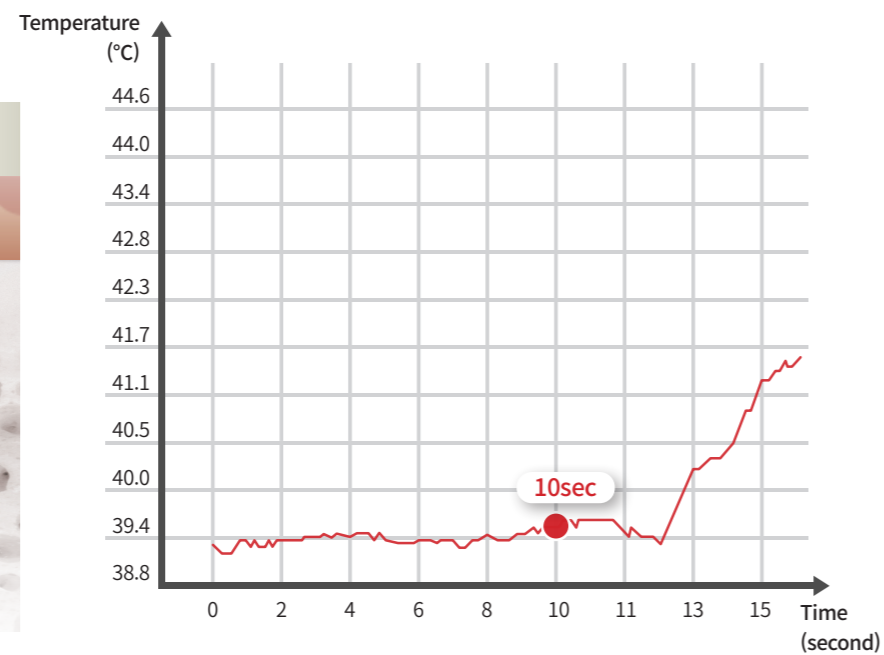
DIO NAVI is safer

DIO NAVI prevents bone heating.

- Drilling at **100rpm** is sufficient.
- Moving the drill up and down to irrigate is not necessary.



< Drilling temperature by time - 100rpm >



DIO NAVI drills have acute cutting force and the temperature does not spike during drilling.

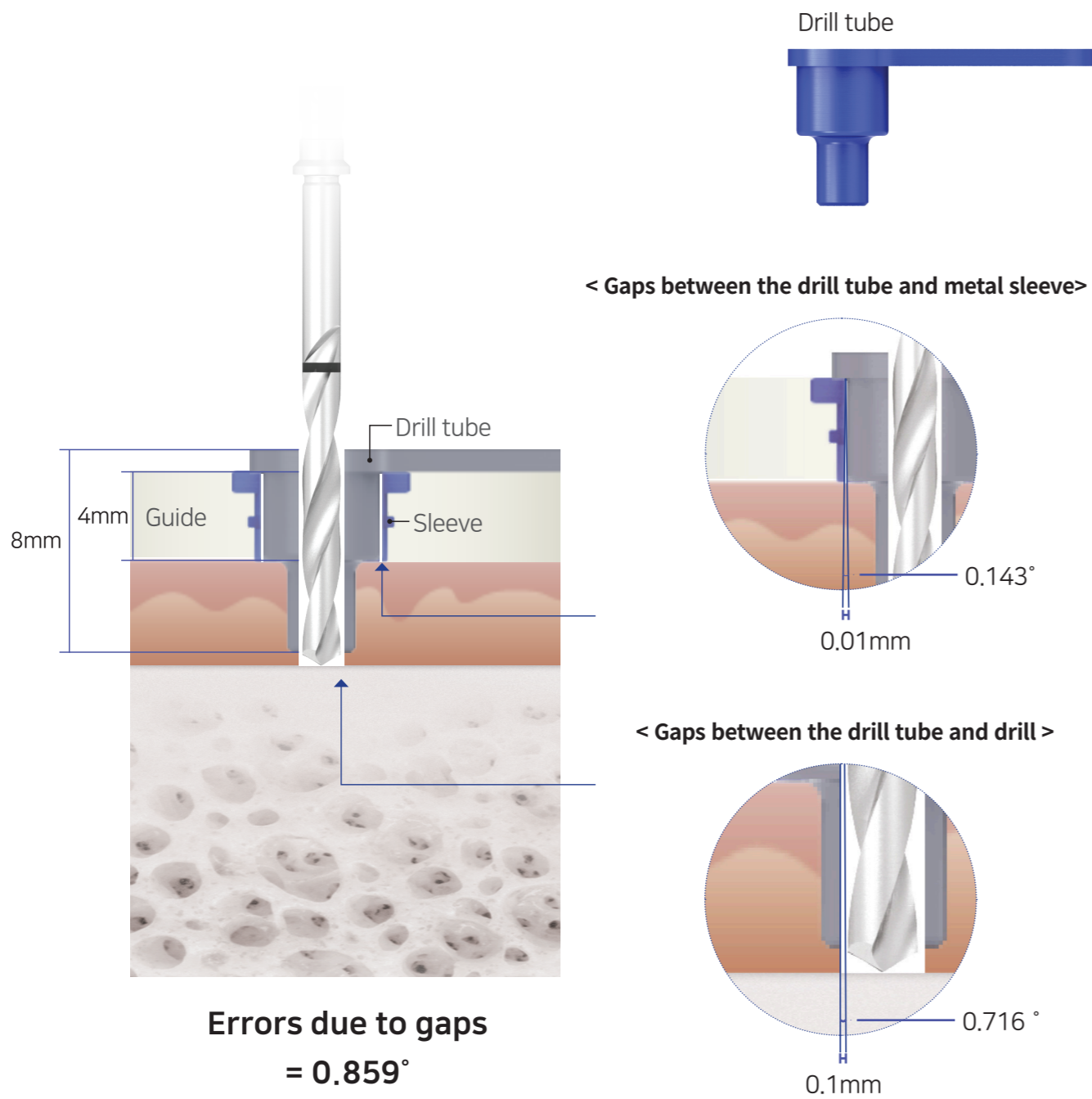
The DIO NAVI
Digital Implant is
precise!



DIO NAVI is precise

DIO NAVI optimized occurrence of gaps.

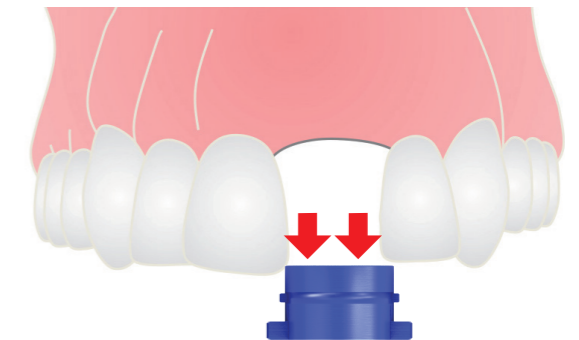
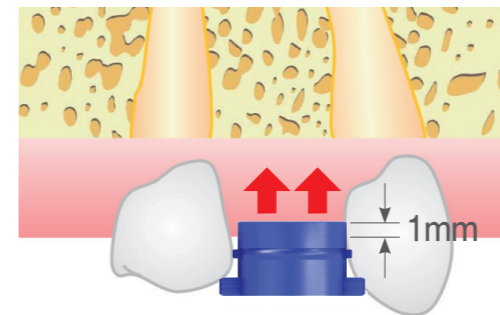
- **Long drill tube** minimizes deviations.



DIO NAVI is precise

DIO NAVI guides are height-adjustable.

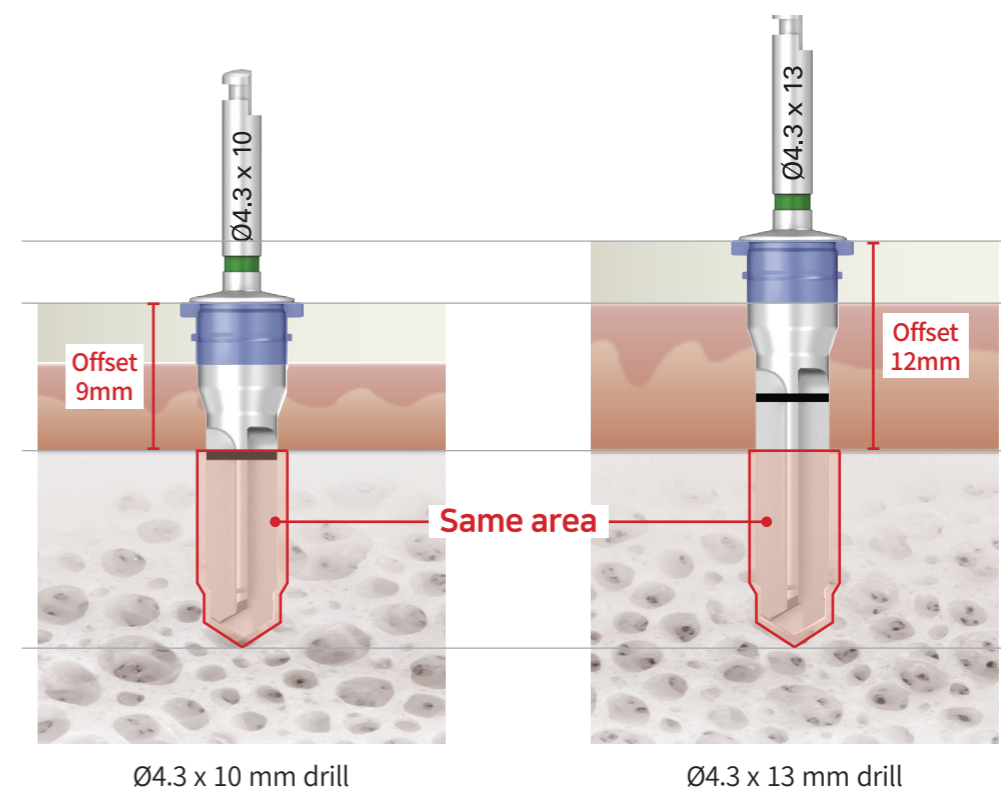
- **The offset system** allows guide height adjustment when the gingiva is thick or a neighboring tooth is interfering.



- If the gingiva is thick, the guide can sink 1mm into the gingiva.

- If the neighboring tooth is interfering, lift 1.5mm to 3mm.

- DIO NAVI drills are **straight** and therefore the offset is adjustable.





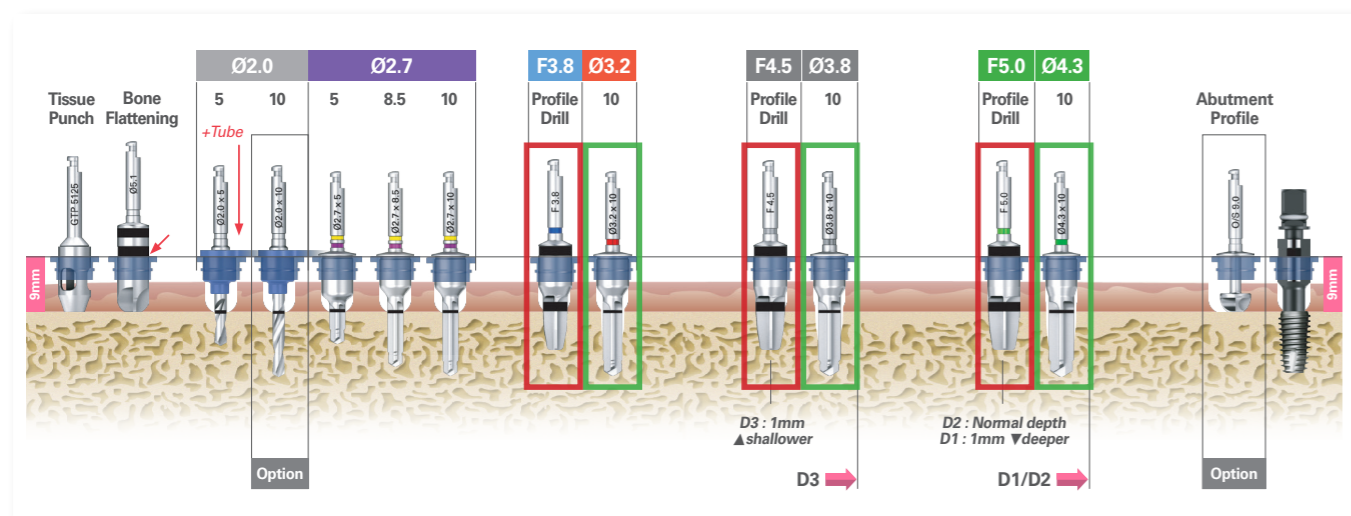
DIO NAVI is precise

DIO NAVI system allows bone density identification.

- Implant can be placed with proper placement torque with drilling protocol which can identify bone density with **composing of a profile drill and final drill.**

ex) Ø5.0 x 10mm fixture

□ Profile drill □ Final drill



- ① Identify cortical bone density with the profile drill.
- ② Identify cancellous bone density with the final drill.
- ③ Insertion torque can be tailored by bone density.
- ④ A surgical drilling protocol is provided by DIO NAVI

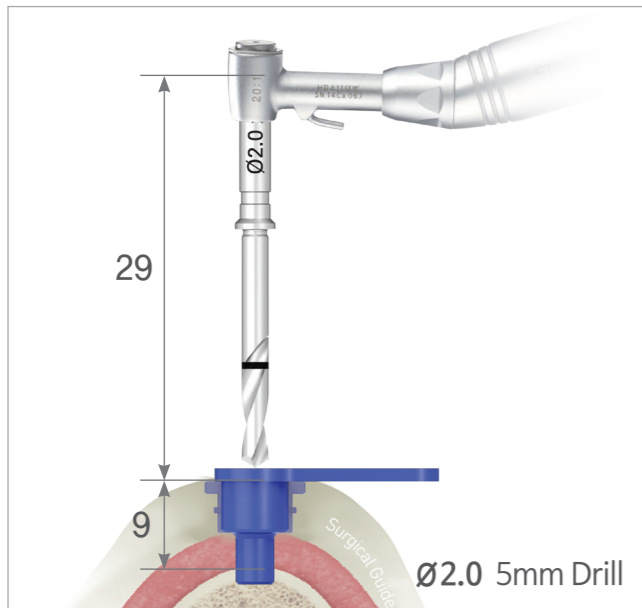
The DIO NAVI
Digital Implant is
easy to use!



DIO NAVI is easy to use

Posterior placement made easy.

- Guide drill is short in length to allow easy access to the second molar, which is a **tight spot due to limited mouth opening.**

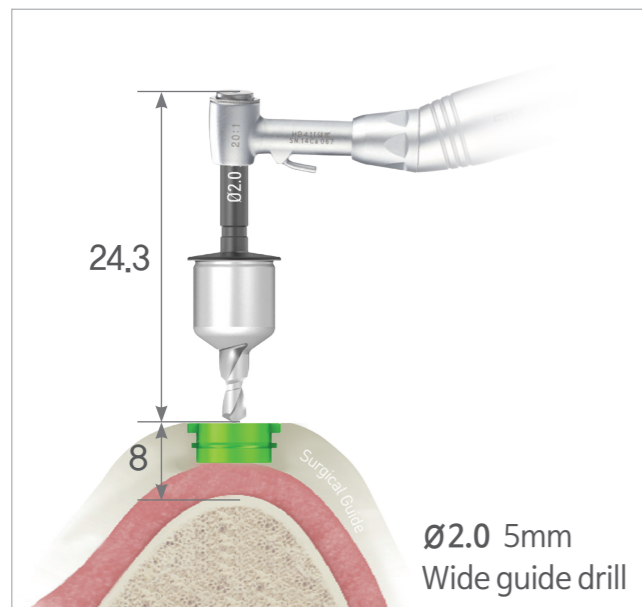


→ Normal Case

Initial drill length : 29mm

Offset : 9mm

Length from bone : Total 38mm
(Initial drill length + Offset)



→ Second molar Case

Guide drill length : 24.3mm

Offset : 8mm

Length from bone : Total 32.3mm
(Guide drill length + Offset)

Second molar cases can be shorted by 8mm to compensate for the limited mouth opening.

D:O IMPLANT

www.dioimplant.com